






Room sensor



Switching between different operating modes:

- Automatic mode 
- Normal mode 
- Lowering mode 
- Standby mode 
- Changing the room temperature by +/- 5°C 

The room sensor serves as a command and temperature measuring device in TA heating control units. The reported signal corresponds to the actual room temperature according to an eventual modification by the rotary wheel. Depending on the switch position, the following signals are transmitted to the controller and can be evaluated there.

Standby mode	= interruption
Automatic mode	= room temperature +/- rotary wheel
Automatic mode	= room temperature + 51.2°C +/- rotary wheel
Lowering mode	= room temperature +102.4°C +/- rotary wheel

Instead of the measured room temperature, a fixed value of 20°C (FIX) can also be pre-defined using a jumper in the inner housing. This provides the room sensor with the character of a pure remote control via the rotary wheel and switch.

The room sensor has to be opened for mounting. This can be done using a small screwdriver to press the locking jaws below the temperature selecting button and the sliding switch while simultaneously lifting the cover. The base plate can now be easily mounted. After the electrical connection has been established, reattach the cover to the lower section.

Like a common sensor, the room sensor is connected to the controller by means of a double pole cable. The polarity is irrelevant. In order to provide easier handling, the terminal screw can be detached from the terminal strip.

The **RASKTY** room sensor has the temperature characteristic curve of a KTY sensor.

Dimensions:

Width: 81.5 mm, height: 81.5 mm, depth: 18 mm

Permissible temperature range: 0°C – 40°C