



CAN bus connector



With the CBV CAN bus connector, two devices installed side by side in a control cabinet, such as the UVR610 controller and the CAN-EZ3 energy meter, can be easily connected via CAN bus.



The ribbon cable does not fully comply with the specifications of the CAN bus protocol, but this is irrelevant given its short length (123 mm).

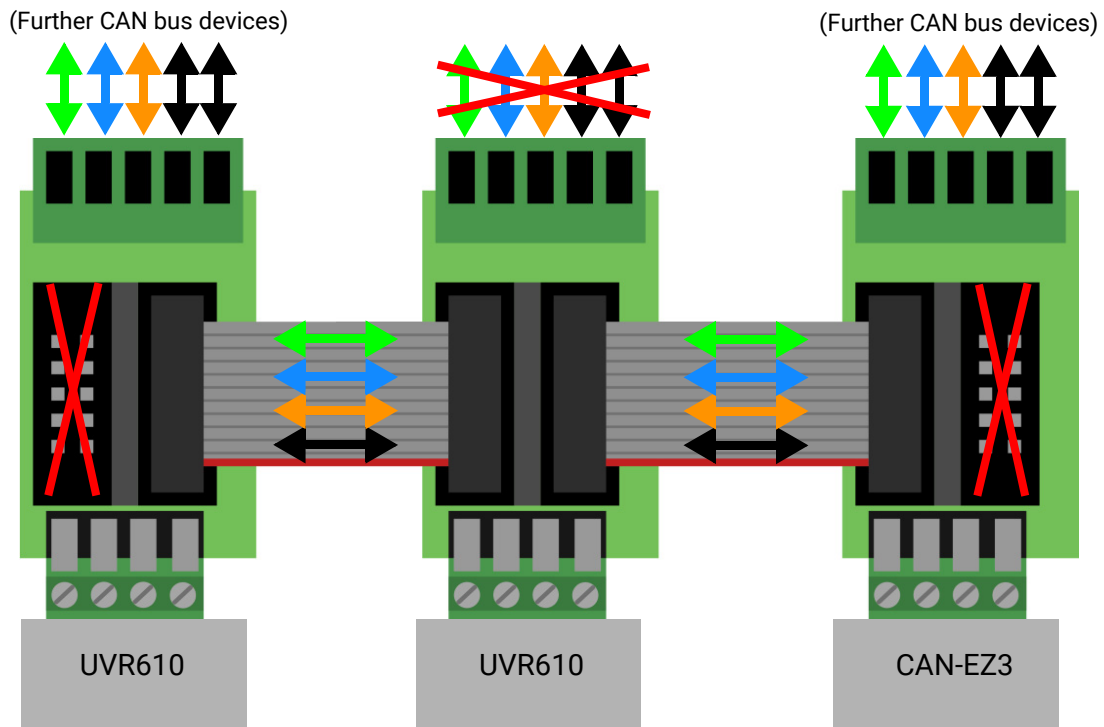


*The 5th pole (on the right on the terminal) is for the screen of the CAN bus cable.

More detailed information on the topology and cable selection of the CAN bus can be found in the installation instructions for freely programmable controllers.

The CBV has three connections for the CAN bus. Since it would otherwise be a spur, **the cable may only be connected to two of these connections.**

Example: Connection of three CBVs



Of course, the bus line can also end at a CAN bus device connected via a CBV. As usual, the terminator must be placed on the device itself.

Cable length: 123 mm

Subject to technical modifications as well as typographical and printing errors. This manual is only valid for devices with the corresponding firmware version. Our products are subject to constant technical advancement and further development. We therefore reserve the right to make changes without prior notice.